



1. Agri-Food Sector and the Economy

Key Indicators for Agri- Food Sectors

	% of Total
% of GNI* (Modified Gross National Income)	7.8%
% of Employment	7.9%
% of Merchandise Exports	11.1%

According to the **Census of Industrial Production** the **Food and Beverages Sector** accounts for:

21% of all Industry Turnover

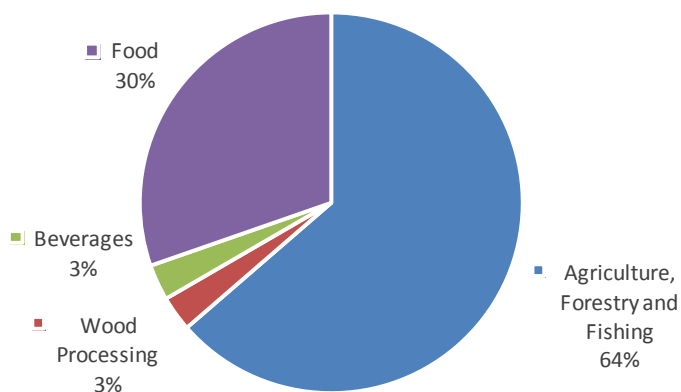
(23% of all Manufacturing Industry Turnover)

22% of all Industry Gross Output

(24% of all Manufacturing Industry Gross Output)

Employment

Employment in the agri-food sector accounted for 174,400 jobs, 7.9% of total employment, on average in 2017, according to the CSO Labour Force Survey.



Source: CSO, [Labour Force Survey, 2017 Average](#)

Expenditure

Total public expenditure by Department of Agriculture, Food and the Marine was over €2.6 billion in 2017.

Payments to farmers totalled almost €1.8 billion including Single Farm Payment, Rural Development and Forestry Payments.

Further information can be found in the DAFM [Annual Review and Outlook, 2016 - 2017](#)

Expenditure on Irish Agriculture, 2017

(Period 1 January to 31 December 2017)

€m

EAGGF Guarantee direct expenditure	1,228
Voted Expenditure (excluding Administration)	1,164
Administration	223.5
Total Voted Expenditure	1,387.5
Total DAFM Expenditure	2,615.5

Further Information:

[Annual Review and Outlook, 2018](#)

[DAFM Trade Factsheet](#)

[Brexit Factsheet](#)

Queries:

EconomicsandPlanning@agriculture.gov.ie

Tradequeries@agriculture.gov.ie

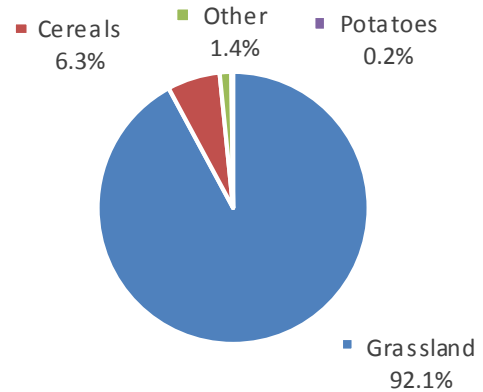
Brexit@agriculture.gov.ie



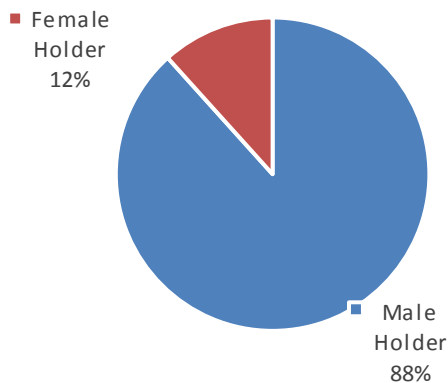
Final Results from the CSO's [Crops and Livestock Survey, June 2017](#) indicate a decrease in areas under cereals of 8,700 hectares, compared to June 2016, driven primarily by reductions in winter barley.

Farm Structures Data for Ireland, 2016	
No. of Farms	137,500
<i>of which Family Farms</i>	137,100
Total Agricultural Area	4,455,800
Average Farm Size	32.4 hectares
Family Farm Holders by Age	
<i>Under 35</i>	7,400
<i>65 and over</i>	41,200

The land area of Ireland is **6.9 million hectares**, of which 4.5m hectares is used for agricultural purposes.



Of the 137,100 family held farms in Ireland, 121,100 were held by males, and 16,000 by females in 2016.



Source: [CSO Farm Structures Survey, 2016](#)

Land Prices

1,536 farms were offered for sale in 2017, covering over 78,000 acres of land, with the Average land price in 2017 estimated to be €9,088 per acre.

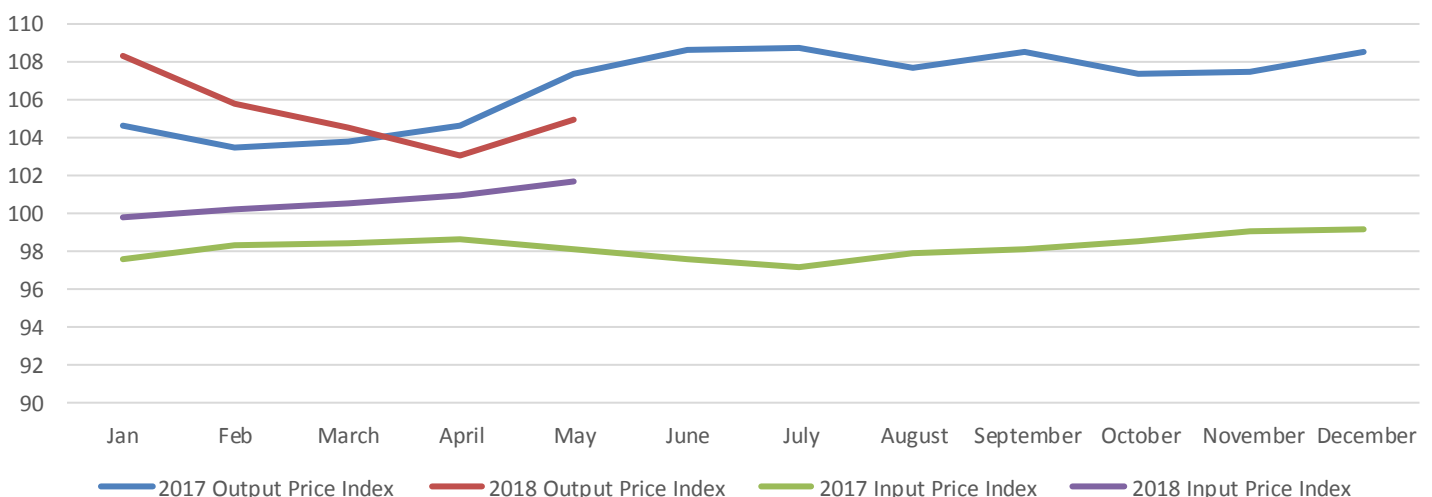
Source: [Farmers Journal Agricultural Land Price Report, 2017](#)

3. Agricultural Price Indices

The CSO's [Agricultural Price Indices](#) measures (a) index of producer prices of agricultural products - the Output Price Index, and (b) index of purchase prices of the means of agricultural production - the Input Price Index.

The total output price decreased by 2.2% between February 2016 - 2017, with the total input price increasing by 3.7% in the same period.

Agricultural Price Indices, 2017 - 2018 (Base 2015 = 100)





2. Farm Income and Structures

Estimates of Aggregate Agricultural Output, Input and Income.

According to the Central Statistics Office's, Final Estimate on Output, Input and Income in Agriculture for 2017 there was an increase of 14% in the value of Goods Output.

The highest value increase across commodities was in respect of Milk which increased by 45% in value terms from €1.8 to €2.6 billion between 2016—2017.

Intermediate consumption costs recorded a slight increase between 2016 and 2017 from €5.1 to €5.2 billion, with Animal Feed responsible for just over €1.3 billion of this total.

The [CSO's Final Estimate of Operating Surplus in Agriculture](#) in 2017 was €3.5 billion, an increase of 31% since 2016.

The CSO's Farm Structures Survey 2016, estimated the average Standard Output (i.e. the average monetary value of agricultural output at farm-gate prices) of an Irish farm is €45,945.

Output, Input and Income in Agriculture, 2017

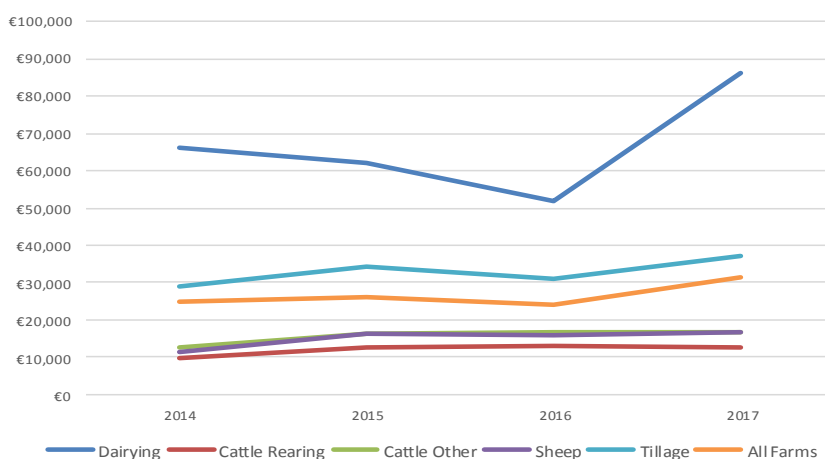
Main Aggregates	Value €m	Main Commodities	Value €m	% of G/O
Goods Output @ Producer Prices¹	8,056.30	Goods Output (excl forage)	7,002.80	100%
+ Contract Work	376.4	<i>of which</i>		
+ Subsidies - Taxes (Products)	11	Cattle	2,361.40	33.7%
Agricultural Output @ Basic Prices	8,443.70	Milk	2,591.70	37.0%
- Intermediate Consumption	5,252.70	Pigs	515.6	7.4%
Gross Value Added @ Basic Prices	3,191.10	Sheep	262.6	3.7%
- Fixed Capital Consumption	837.9	Cereals	237.2	3.4%
+ Subsidies - Taxes (Production)	1,625.70	Others	1,034.30	14.8%
- Compensation of Employees	521.9	Forage Plants	1,053.50	
Operating Surplus	3,456.90	Goods Output at Producer Prices^(a)	8,056.30	

¹ Including Forage

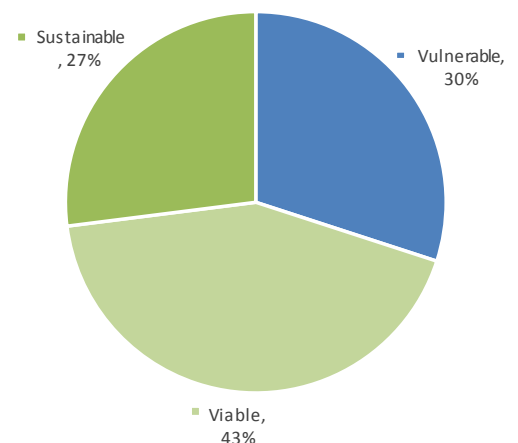
Teagasc, National Farm Survey 2017

Preliminary results for [National Farm Survey 2017](#) indicate average family farm income for full time farms was €31,374 in 2017, an increase of 32% on 2016, although this varied widely dependent on farm type.

Family Farm Income by system, 2017



Farm Viability 2017

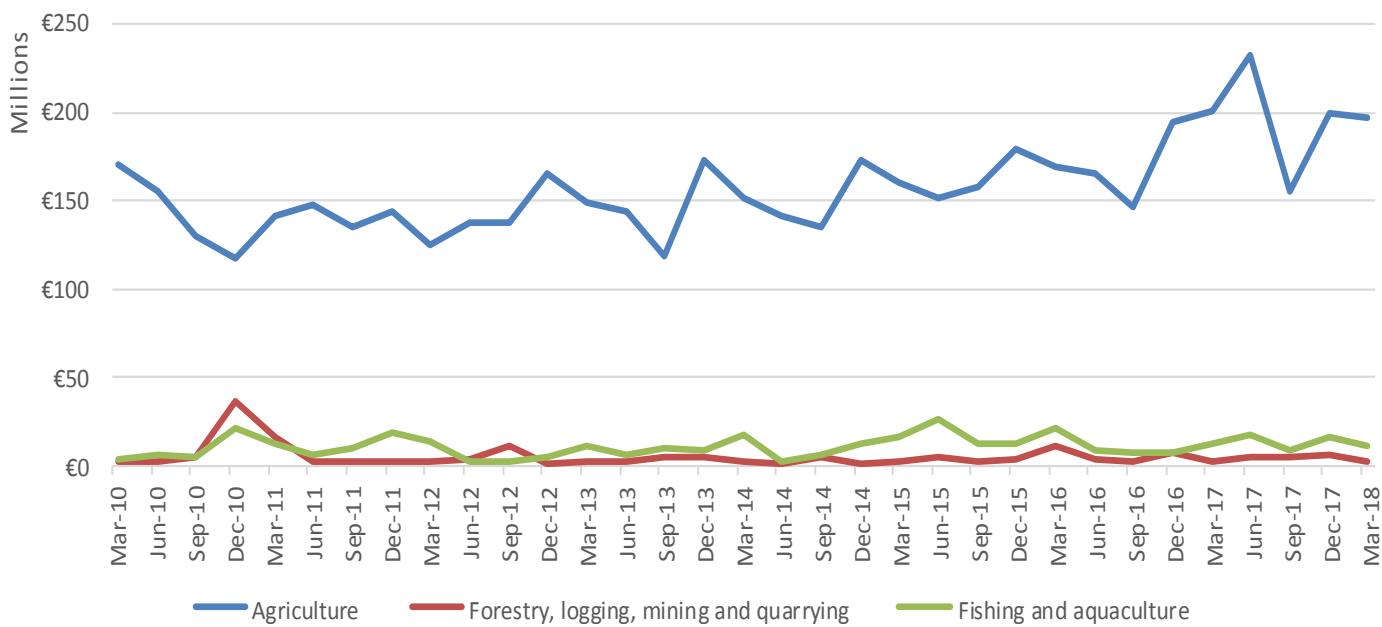




4. Agriculture Lending

The Primary Agriculture sector had the largest increase of new lending to SME's in 2017, totalling **€863 million**. These figures are consistent with trends dating back to March 2010, and demonstrate a stable supply of lending to the Primary Agriculture Sector.

New borrowings by Agriculture, Forestry and Fisheries SMEs, 2010 - 2017



Source: [Central Bank of Ireland, Business Credit and Deposits 2017](#)

SBCI: Agri Cashflow Support Loan Scheme

The “Agriculture Cashflow Support Loan Scheme” was developed by the Department of Agriculture, Food and the Marine in co-operation with the Strategic Banking Corporation of Ireland (SBCI) during 2016, making €145 million available to farmers at interest rates of 2.95%.

Over **4,200** loans totalling **€145 million** were issued in 2017.

Agriculture Cashflow Support Loan Scheme, Loans by Sector

Agri Sector	€	% of Total	No. of Loans	% of Total Loans
Dairy	65,269,216	45	1638	38.5
Beef	57,172,691	39.4	2015	47.5
Tillage	9,077,465	6.3	185	4.5
Other	7,082,383	4.9	227	5
Sheep	3,138,400	2.2	146	3.5
Pigs	2,065,000	1.4	23	0.4
Horticulture	1,098,500	0.8	12	0.2
Total	144,903,656			

Source: [Department of Agriculture, Food and the Marine.](#)