

Jarlath Coleman

www.jjcconsultants.com

Overview of the agricultural policy and
regulatory process in the EU

CEDIA Seminar 7 November 2013
Leuven



CAP MILESTONES

- 1958 CAP comes into operation
- 1973 Ireland Joins EEC
- 1984 Milk Quotas introduced
- 1992 McSharry CAP Reform
- 1996 BSE Crisis
- 2000 Agenda 2000 – Mid Term Review
- 2003 Fischler CAP Reform – Single Farm Payment
- 2004 Enlargement of EU
- 2005 Sugar Regime Reform
- 2008 Mid Term Review – CAP Health Check
- 2009 Lisbon Treaty
- 2013 CAP Reform - post 2013 - agreed
- 2015 Ending of Milk Quotas
- 2017 Ending of Sugar Quotas

Lisbon Treaty

- Confirmed relevance of objectives of Treaty of Rome setting up the CAP
- Recognised broader and more complex challenges – economic, social, environmental
- Set down new obligations
 - environment and public health
 - territorial cohesion
 - co-operation with other policies

Lisbon Treaty (TFEU)

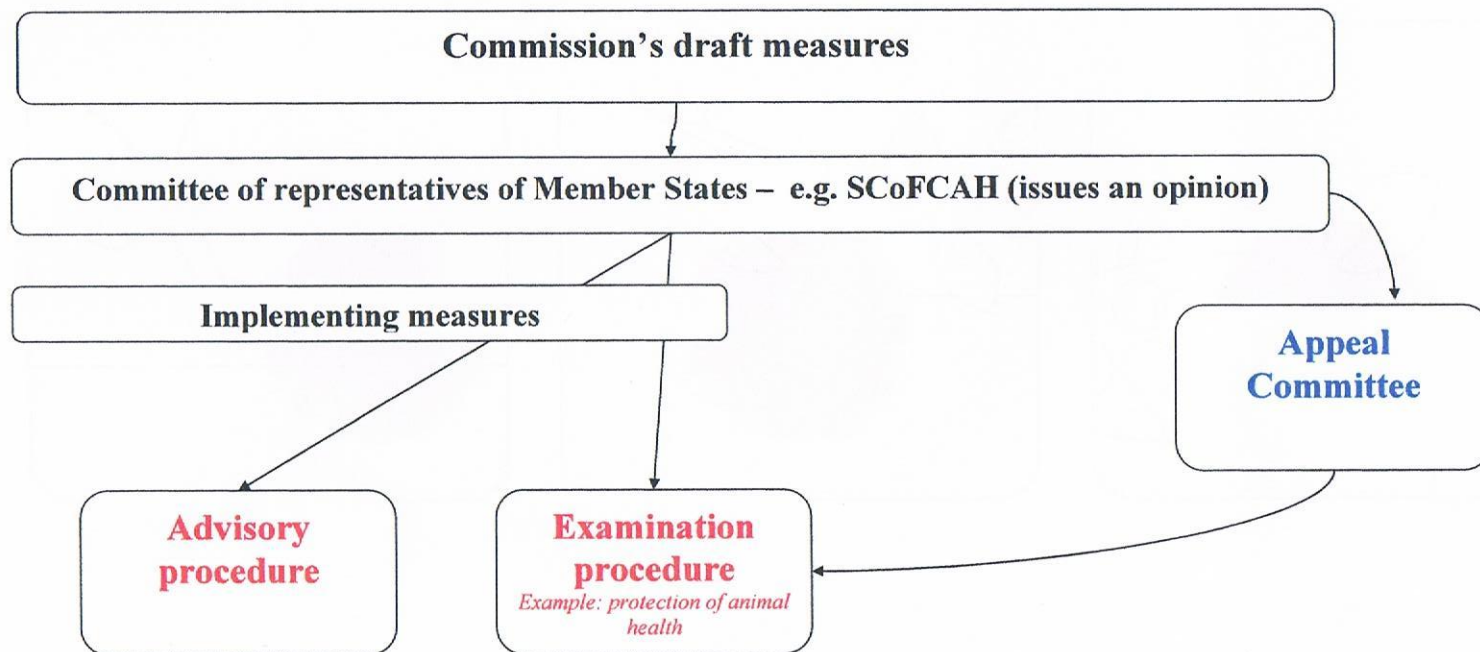
Legislative Acts – Regulations, Directives

Co-decision between Council and Parliament

Non-Legislative Acts (Comitology)

Delegated Acts and Implementing Acts

Overview of new Comitology Procedures as of 1 March 2011



Parliament/Council: “*droit de regard*” on each draft measure proposed by Commission pursuant to a Union act, at any time during the procedure, but the Commission does not have to wait to adopt the measure.

Co-decision

Council

28 Member States
10 Council Configurations

Agriculture Council
28 Agriculture Ministers
Six month Rotating Presidency

COREPER 1 SCA (Special Committee on Agr)

COREPER 2

Working Groups

SECRETARIAT

Parliament

766 MEPs
7 Political Groups
22 Committees

Agricultural Committee COMAGRI

1st Reading 2nd Reading

SECRETARIAT

CAP 2013

2008 - 2011	Debates in the Agriculture Council and Parliament on future shape of the CAP
	Council Recommendations and own initiative report in EP
2010 Jan	Commission Roadmap on the future of the CAP published
April	Public Consultation - wide range of stakeholders
Apr - July	Public Debate – 5600 contributions
July	Public Conference – 600 participants
	Communication on future of CAP adopted by Commission
Nov	Communication on Future of CAP published
	Commencement of debate in the EU Institutions
	Consultation period for target groups opened until Jan

CAP 2013 ctd

2011	Oct	Legal proposals and Impact Assessment published Proposals presented to the Council (Polish Presidency) and Parliament (COMAGRI)
2012		Council discussions under Danish and Cypriot Presidencies Parliament amendments in COMAGRI – Chairman Paolo de Castro
2013	Jan	COMAGRI agree 1 st Reading position in Brussels
	Mar	EP Plenary vote/agree on COMAGRI 1 st Reading amendments Agriculture Ministers agree negotiating mandate in Agr Council
	Apr	Trilogues commence - Council (Irish Presidency), Parliament (COMAGRI), Commission (Commissioner Ciolos/DGAGRI)
	June	Political Agreement on 26 June
	Oct	Parliament and Council adopt final legislative texts
2014		Transition measures
2015		Legislation comes into force

What are the challenges for agriculture...

Commission Communication 'The CAP towards 2020'

Challenges

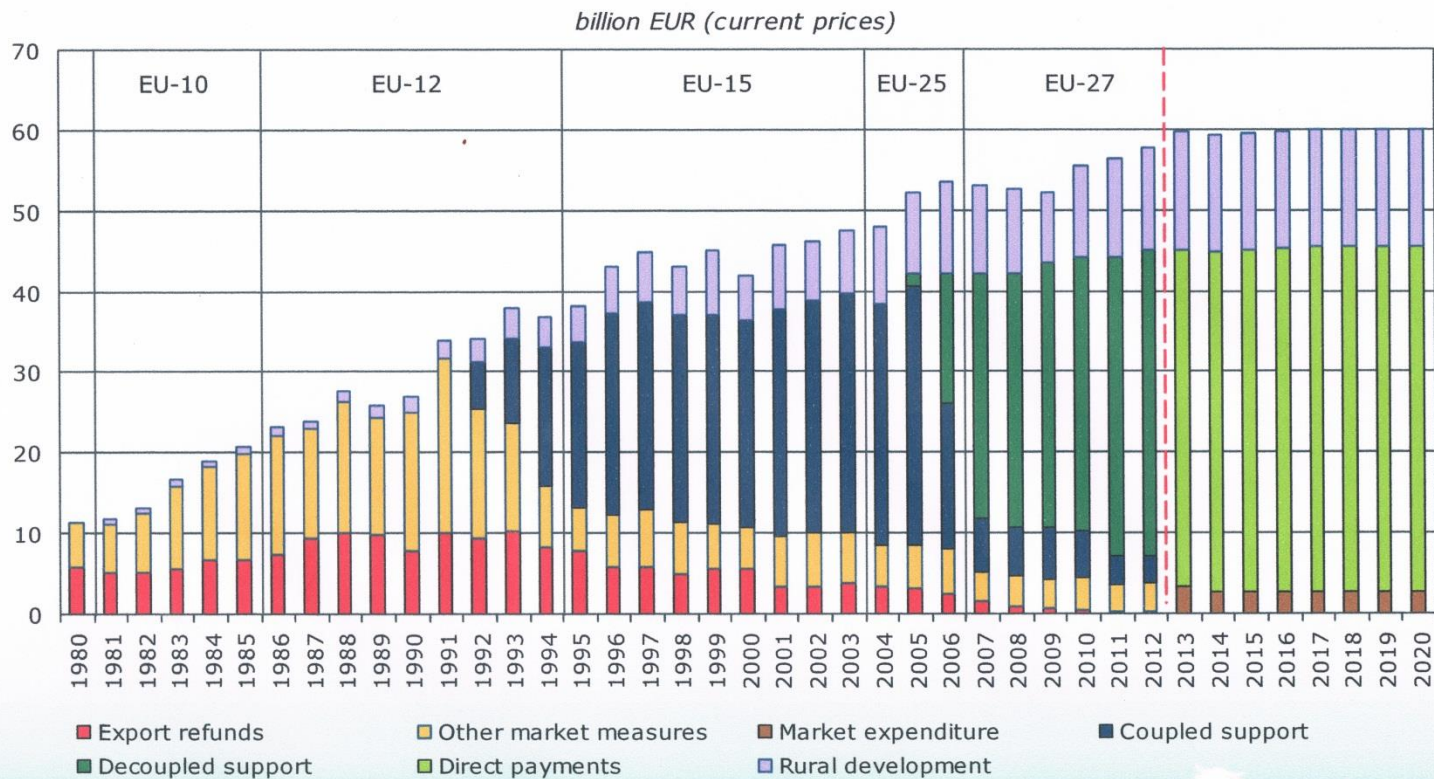
Economic

Environmental

Territorial

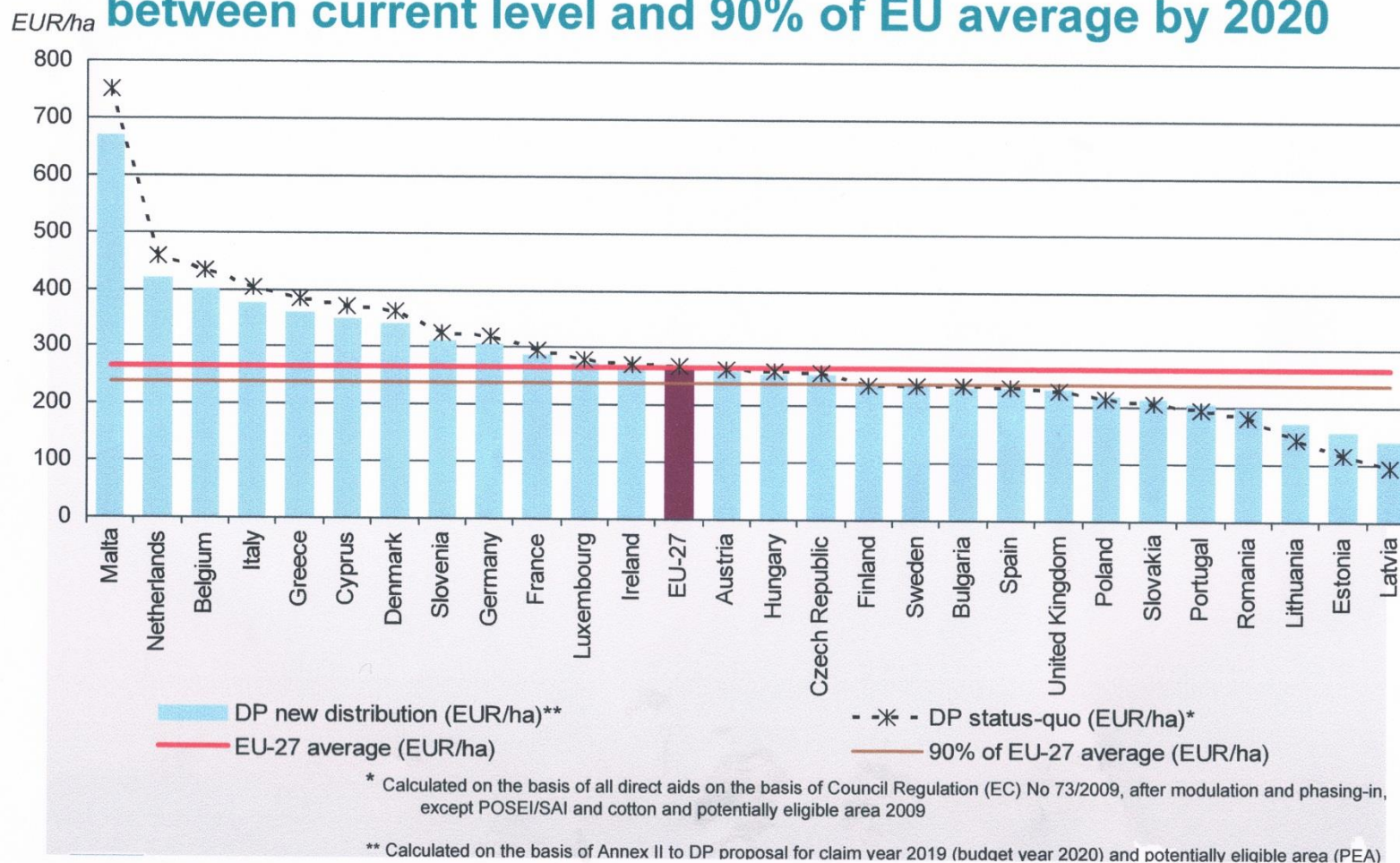
- **Economic challenges**
 - Food security
 - Price variability
 - Economic crisis
- **Environmental challenges**
 - GHG emissions
 - Soil depletion
 - Water/air quality
 - Habitats and biodiversity
- **Territorial challenges**
 - Vitality of rural areas
 - Diversity of EU agriculture

The path of CAP expenditure 1980-2020



Source: DG Agriculture and Rural Development.

Redistribution of DP - Closing one third of the gap between current level and 90% of EU average by 2020




EU Policy Framework 2014 - 2020

- Europe 2020 Strategy
- Multiannual Financial Framework (MFF)
- Trade Liberalisation
- Climate Change

CAP Post 2013

CAP Reform
in the
Global Context

70% more food by 2050, using...



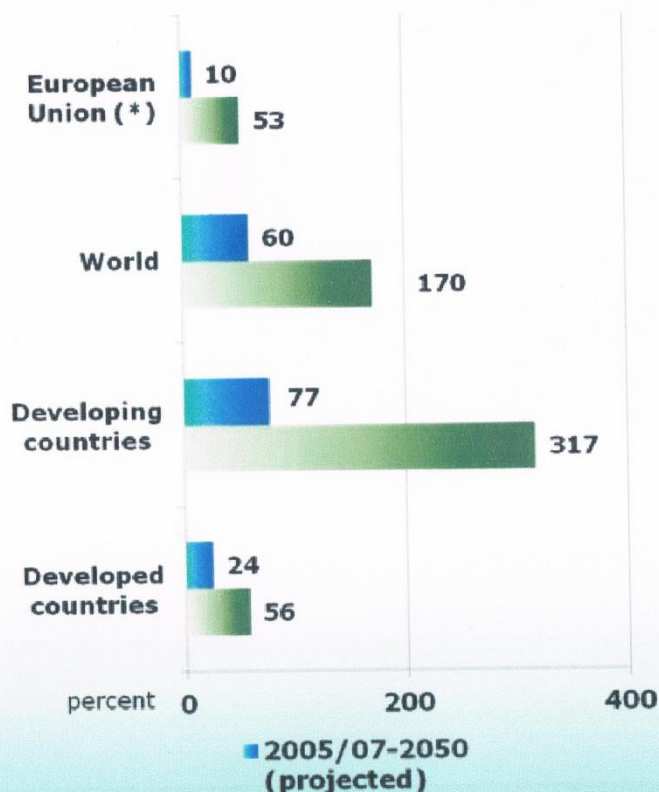
Outlook 2050

FAO/OECD

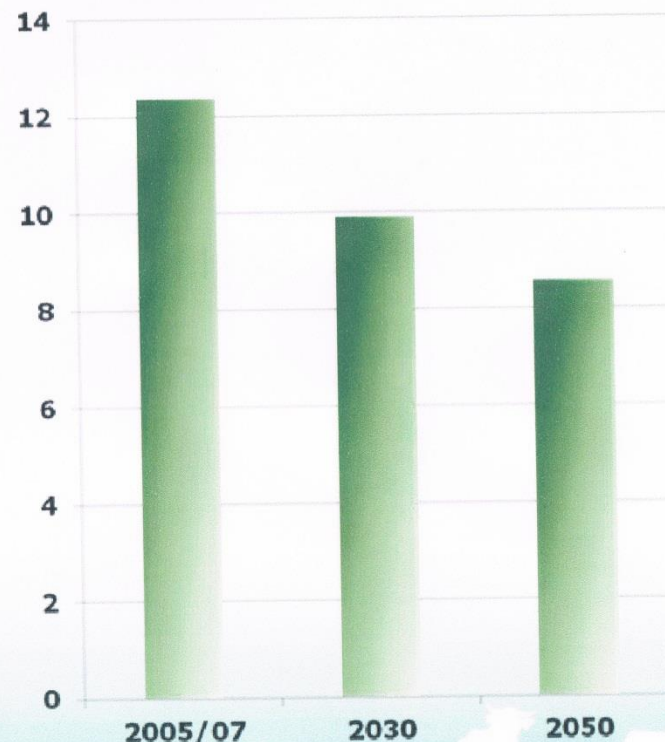
- Agricultural production needs to increase by 60%
- Additional 1billion tonnes cereals and 200mt meat needed
- Projected land area to increase by 69 Mha (<5%)
- Need for more sustainable production - 25% of all agricultural land degraded
- Need for better agronomic practices, strengthening innovation systems, addressing needs of smallholders

The EU in the 2050 outlook: Production

Past and projected percentage changes in agricultural production

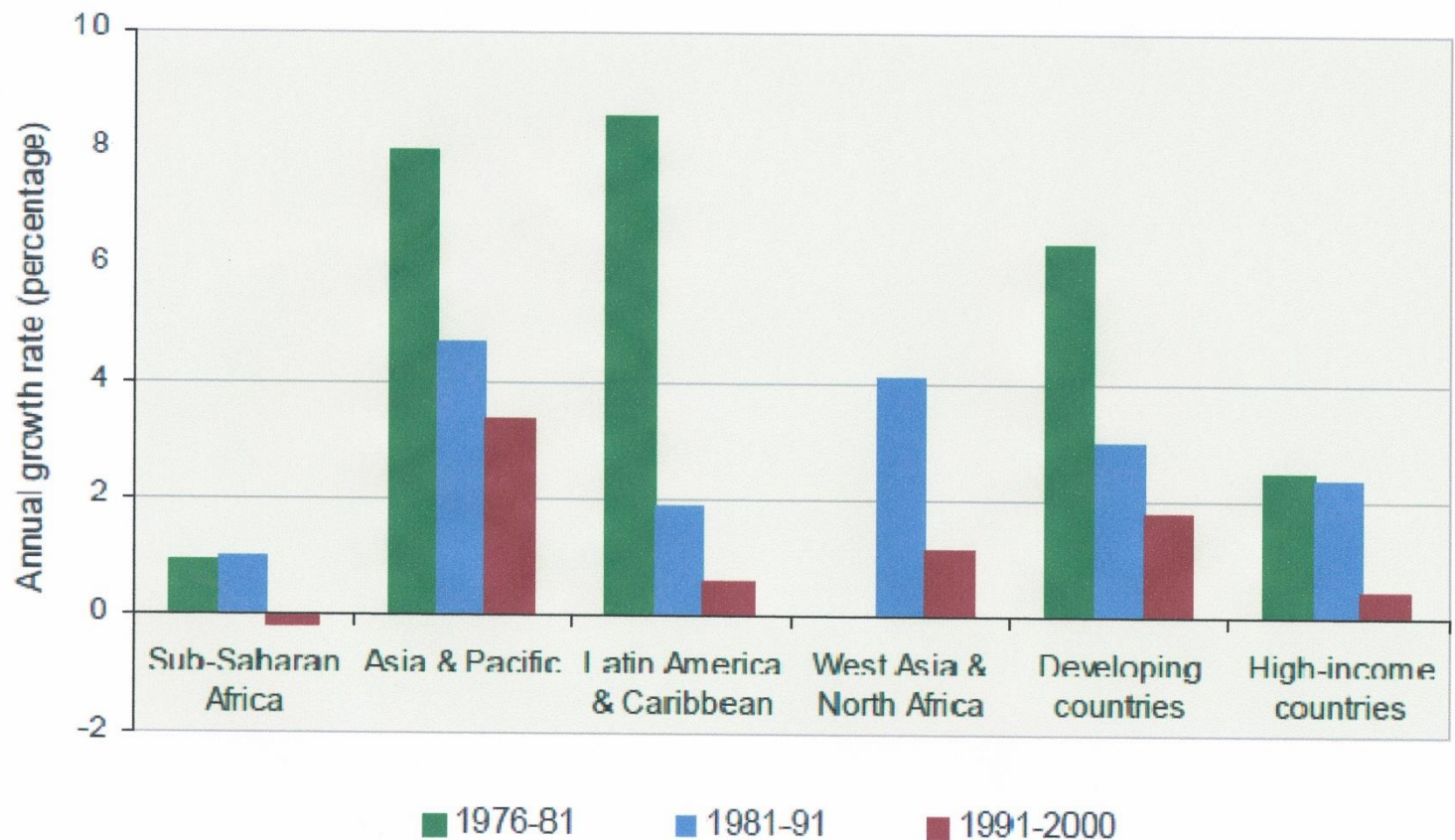


Percentage share of EU in global agricultural production



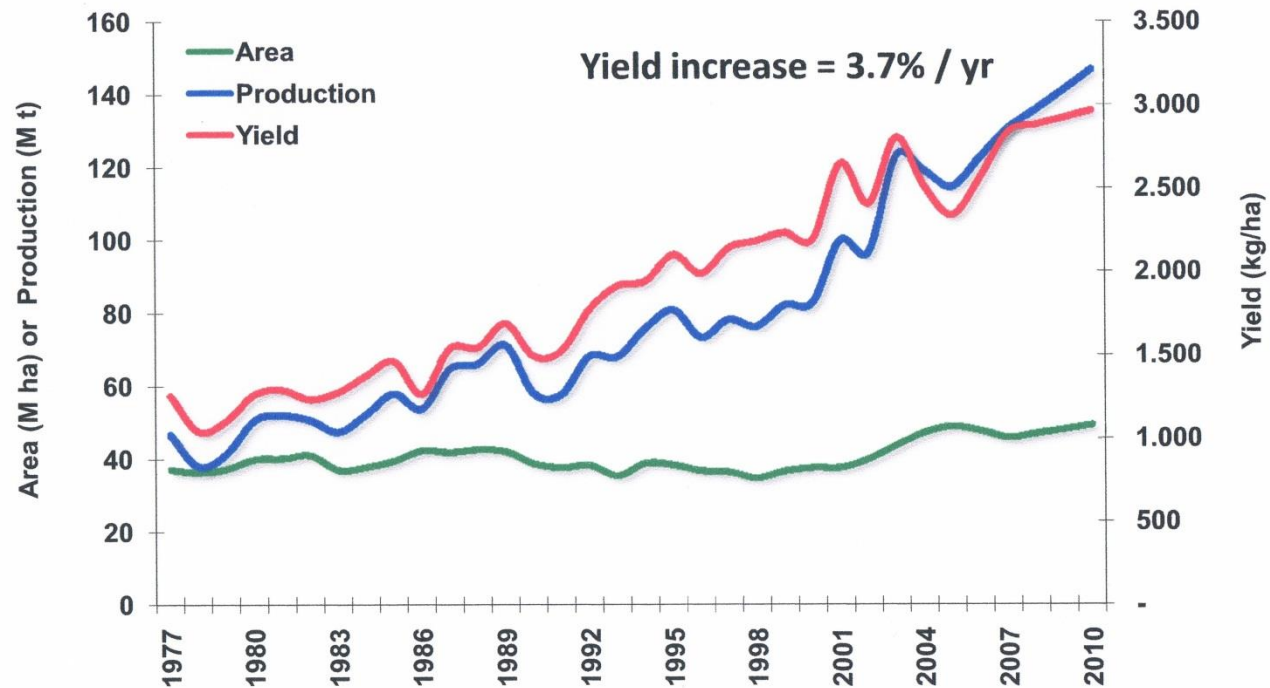
* EU-15 for historical period, EU-27 for projection.

investments in R&D in agriculture

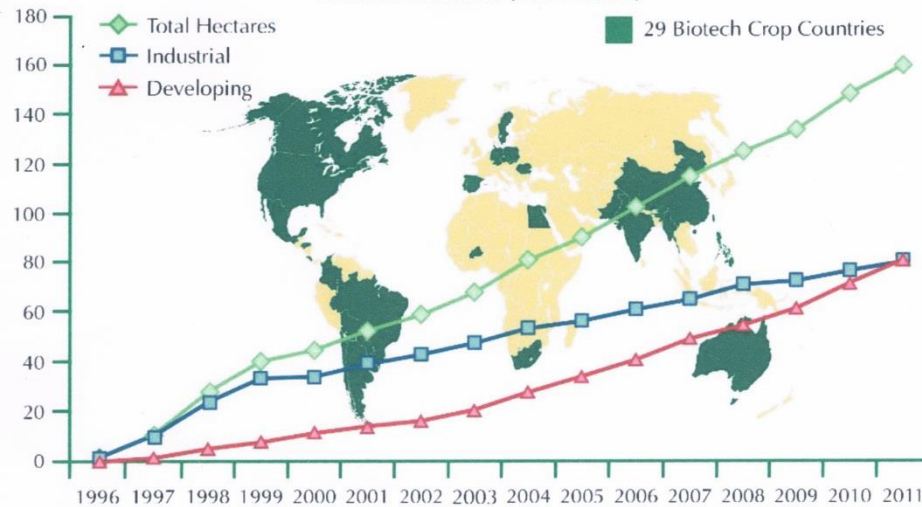


Agricultural Intensification x Agricultural Expansion

Annual Grain Crop Series



GLOBAL AREA OF BIOTECH CROPS Million Hectares (1996-2011)



A record 16.7 million farmers, in 29 countries, planted 160 million hectares (395 million acres) in 2011, a sustained increase of 8% or 12 million hectares (30 million acres) over 2010.

EU Crop/Feed Production

EU produces 150 million tonnes of feed for

- 87 million cows
- 151 million pigs
- 450 million chickens
- 40 million tonnes raw soya products imported into EU of which 20 mt is used in animal feed
- Arable land farmed in EU is about 105 Mha
- Crops imported into EU were grown on 35 Mha

Global significance of crop losses due to pests, diseases and weeds





Thank You